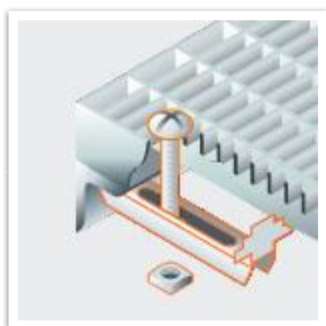


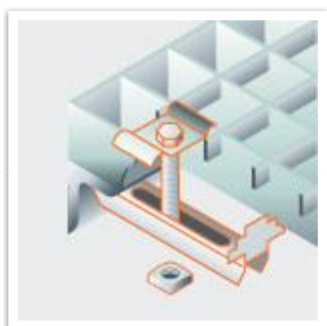
The main fixing element is round or M-washer in combination with various lower parts. Most frequently method of fixing is usage of M-washer and screw M8.

When installed on a roadway or on a vertical surface is desirable to use welded along the edges of the grating mounting plates are positioned according to drawing.


Here is list of fasteners and additional fixing elements. Specific items are available by request.



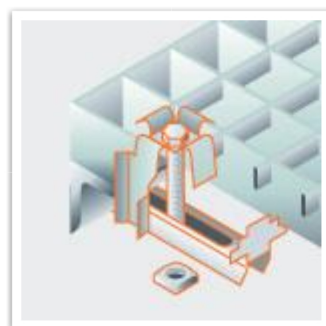
Decorative screw



M-washer



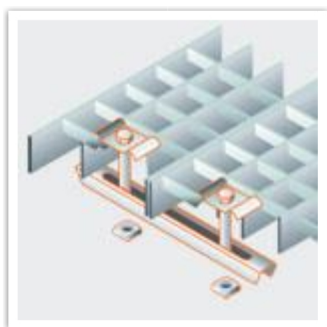
Round washer



Enhanced M-washer



M-washer with hook



Double fixing



Socket spanner closure



Hinge



Chain



M-washer, selfscrew

NB! The data provided is informative. Specify the exact specification with the supplier.

METAL DISAIN